


pasquale corrado


arcipeloghis solitaire


for sax baryton & soprano


Explanation:


In the paintings n. 1, 2, 8, 9 I indicated the notes to play in ordinary position in the line above; in that below the notes to play with the three different percentages of breath indicated by the rhombus.

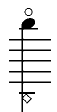
 = maximum quantity of breath, minimum of sound

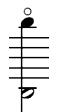
 = medium quantity of breath, medium of sound

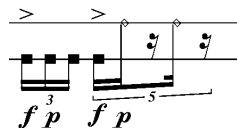
 = minimum quantity of breath, maximum of sound


 = ordinary Slap


 = open Slap

 = harmonic sound with mute fundamental note.

 = harmonic sound and let the fundamental note be heard.

ti te ta va vi ve
 = in the line above are indicated the syllables to pronounce only with the voice; in the line below are indicated the no-tune breaths to play inside the instrument.

 = key notes

 = pizzicato with the tongue

a Valentina

alla sua inesauribile voglia di arcipelogare...

Arcipeloghis solitaire

a Valentina

I quadro

pasquale corrado

♩ = 50

sax
baryton

The score is written for saxophone and baryton in 4/4 time with a tempo of 50. It consists of three systems of music. The first system (measures 1-3) features a saxophone line with a diamond-shaped breath mark and a baryton line with triplets. The second system (measures 4-6) includes a saxophone line with a diamond-shaped breath mark and a baryton line with triplets. The third system (measures 7-9) includes a saxophone line with a diamond-shaped breath mark and a baryton line with triplets. Fingering diagrams are provided for the saxophone line in measures 1, 4, and 7. Dynamic markings include *pppp*, *pp*, *p*, *mp*, *ppp*, *mf*, *ff*, and *pp*.

1
2
3

4
5 (Eb)

1
2
3

4

1
2
3

4

1
2
3
G#

4

pppp *pp* *pppp* *p* *mp* *pp* *ppp* *mf* *pp* *pppp* *pp*

pp *pp* *mp* *pp* *ppp* *mp* *pp* *mf* *pp* *pppp* *pp*

p *pp* *mp* *p* *pp* *mf* *pp* *ff* *ff* *pp* *p* *pppp*